



Family

Zuli

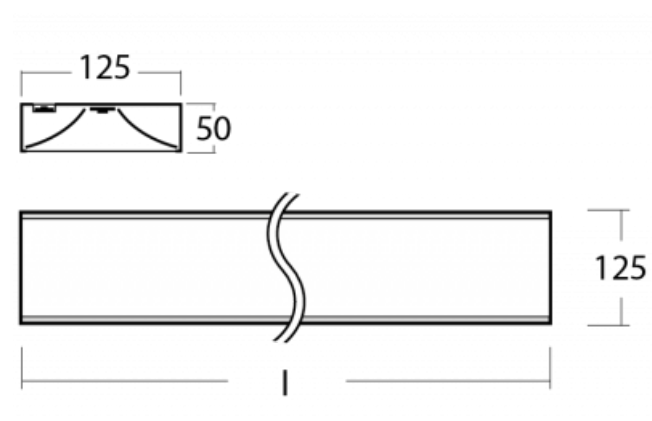
Do you remember the buzzing and flickering lights of your classroom? Fortunately these are long gone. Zuli pendant and surface-mounted LED luminaires ensure comfortable lighting in the classroom, offices and hospitals without these annoyances. These luminaires have direct or direct-indirect emission, with a choice of four lengths and microprism optics, grid and opal diffuser.

Type of installation	Surface, Wall mounted, Suspended
Light distribution	Direct, Direct-indirect
Colour of the luminaires	Black, Silver, White
Colour Temperature	3000 K warm white, 4000 K cool white, 2700 K - 6500 K Tunable White
Material	Aluminium
Light source	LED MODUL
MacAdam Light source	2
Connection of the luminaires	ON/OFF DALI ON/OFF + 1h emergency Other type of dimming ON/OFF + 3h emergency DALI DT8
Lifetime	L80/B20, L80/B10 50 000 hours
Warranty	60 months

Luminaire family variants Zuli



Zuli



Assembly



Light distribution



Energy class

energy_class_g

Marks

Code	Dimensions l/w/h (mm)	Power of the luminaire (W)	Luminous flux (lm)	Colour Temperature (K)	UGR
121-200K-20GEE/840, W	1145 × 125 × 50	21.4	3140	4000	< 23
121-200K-20GGE/840, W	1145 × 125 × 50	31.1	4310	4000	< 24.2
121-200K-25GEE/840, W	1425 × 125 × 50	26.8	3920	4000	< 23
121-200K-25GGE/840, W	1425 × 125 × 50	39.1	5390	4000	< 24.2
121-200K-30GEE/840, W	1705 × 125 × 50	32.1	4710	4000	-
121-200K-30GGE/840, W	1705 × 125 × 50	46.9	6470	4000	-
121-200K-40GEE/840, W	2265 × 125 × 50	42.8	6280	4000	-
121-200K-40GGE/840, W	2265 × 125 × 50	62.6	8630	4000	-

AnThese codes represent white luminaires with chromaticity temperature 4000K and opal diffuser.

Notes

Colour of the
luminaires



Colour Temperature

3000 K warm white
4000 K cool white

Optic system

Microprisma
Opal diffuser

Connection of the
luminaires

ON/OFF
DALI
ON/OFF + 1h emergency
ON/OFF + 3h emergency

Ra

80
90

Luminaires come complete with all necessary accessories.

Zuli

Assembly



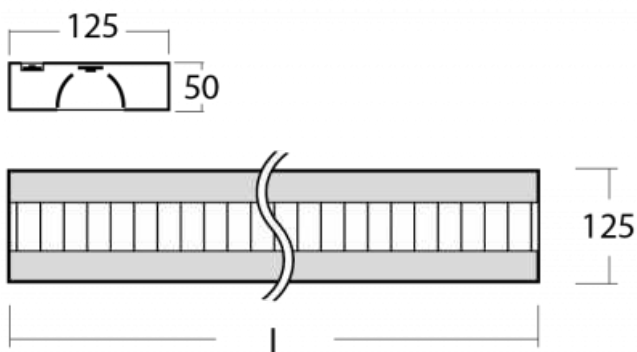
Light distribution



Energy class


energy_class_g

Marks



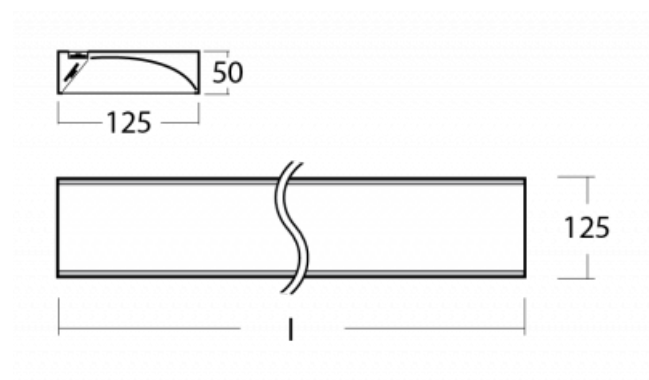
Code	Dimensions l/w/h (mm)	Power of the luminaire (W)	Luminous flux (lm)	Colour Temperature (K)	UGR
121-230M-20GEE/840, W	1145 × 125 × 50	24.6	2910	4000	< 16.5
121-230M-20GGE/840, W	1145 × 125 × 50	33.8	3780	4000	< 17.4
121-230M-25GEE/840, W	1425 × 125 × 50	30.7	3640	4000	< 16.5
121-230M-25GGE/840, W	1425 × 125 × 50	42.2	4730	4000	< 17.4
121-230M-30GEE/840, W	1705 × 125 × 50	36.9	4370	4000	< 16.5
121-230M-30GGE/840, W	1705 × 125 × 50	50.7	5670	4000	< 17.4
121-230M-40GEE/840, W	2276 × 125 × 50	49.2	5830	4000	< 16.5
121-230M-40GGE/840, W	2276 × 125 × 50	67.6	7560	4000	< 17.4


AnThese codes represent white luminaires with chromaticity temperature 4000K and optical aluminium louvre.

Notes	Colour of the luminaires	
	Colour Temperature	3000 K warm white 4000 K cool white
	Optic system	Matt parabolic louvre
	Connection of the luminaires	ON/OFF DALI
	Ra	80

Luminaires come complete with all necessary accessories.


Zuli



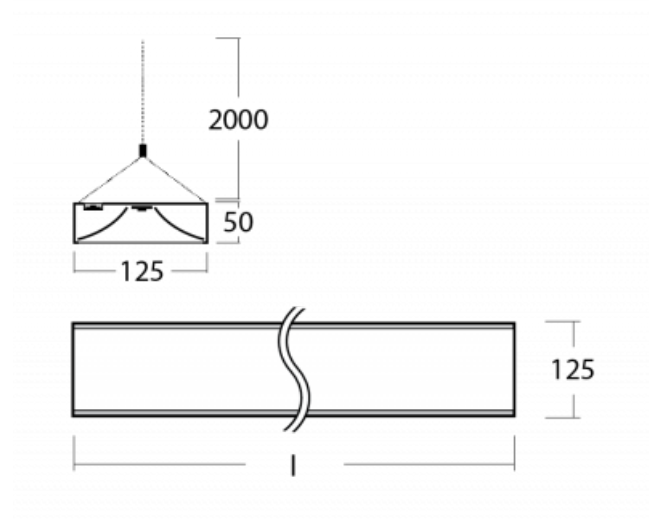
Assembly	Light distribution
	
Energy class	Marks
energy_class_g	

Code	Dimensions l/w/h (mm)	Power of the luminaire (W)	Luminous flux (lm)	Colour Temperature (K)	UGR
121-200D-20GEE/840, W	1145 × 125 × 50	24.1	2850	4000	-
121-200D-20GGE/840, W	1145 × 125 × 50	33.7	3770	4000	-
121-200D-25GEE/840, W	1425 × 125 × 50	30.1	3560	4000	-
121-200D-25GGE/840, W	1425 × 125 × 50	42.1	4710	4000	-

The indicated codes stand for a white luminaire with colour temperature of 4000K.

Notes	Colour of the luminaires	
	Colour Temperature	3000 K warm white 4000 K cool white
	Optic system	Asymmetric reflector
	Connection of the luminaires	ON/OFF DALI
	Ra	80
Luminaires come complete with all necessary accessories.		

Zuli



Assembly



Light distribution




Energy class

energy_class_g

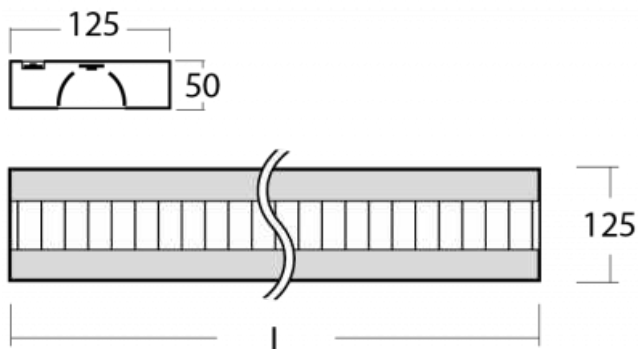
Marks

Code	Dimensions l/w/h (mm)	Power of the luminaire (W)	Luminous flux (lm)	Colour Temperature (K)	UGR
121-500K-20GEE/840, W	1145 × 125 × 50	21.4	3140	4000	< 23
121-500K-20GGE/840, W	1145 × 125 × 50	31.1	4310	4000	< 24.2
121-501K-20GEE/840, W	1145 × 125 × 50	32	4530	4000	< 20.6
121-501K-20GGE/840, W	1145 × 125 × 50	46.7	6220	4000	< 21.8
121-500K-25GEE/840, W	1425 × 125 × 50	26.8	3920	4000	< 23
121-500K-25GGE/840, W	1425 × 125 × 50	39.1	5390	4000	< 24.2
121-501K-25GEE/840, W	1425 × 125 × 50	42.8	6020	4000	< 20.3
121-501K-25GGE/840, W	1425 × 125 × 50	62.6	8260	4000	< 21.4
121-500K-30GEE/840, W	1705 × 125 × 50	32.1	4710	4000	-
121-500K-30GGE/840, W	1705 × 125 × 50	46.9	6470	4000	-
121-501K-30GEE/840, W	1705 × 125 × 50	53.5	7500	4000	-
121-501K-30GGE/840, W	1705 × 125 × 50	78.2	10300	4000	-
121-500K-40GEE/840, W	2265 × 125 × 50	42.8	6280	4000	-
121-500K-40GGE/840, W	2265 × 125 × 50	62.6	8630	4000	-
121-501K-40GEE/840, W	2265 × 125 × 50	74.9	10470	4000	-
121-501K-40GGE/840, W	2265 × 125 × 50	109.5	14370	4000	-

AnThese codes represent white luminaires with chromaticity temperature 4000K and opal diffuser.

Notes	<div> <div>Colour of the luminaires</div> <div>  </div> </div>
Colour Temperature	<div> 3000 K warm white 4000 K cool white </div>
Optic system	<div> Microprisma Opal diffuser </div>
Connection of the luminaires	<div> ON/OFF DALI ON/OFF + 1h emergency Other type of dimming </div>
Ra	<div>80</div>
Luminaires come complete with all necessary accessories.	

Zuli



Assembly



Light distribution



Energy class

energy_class_g

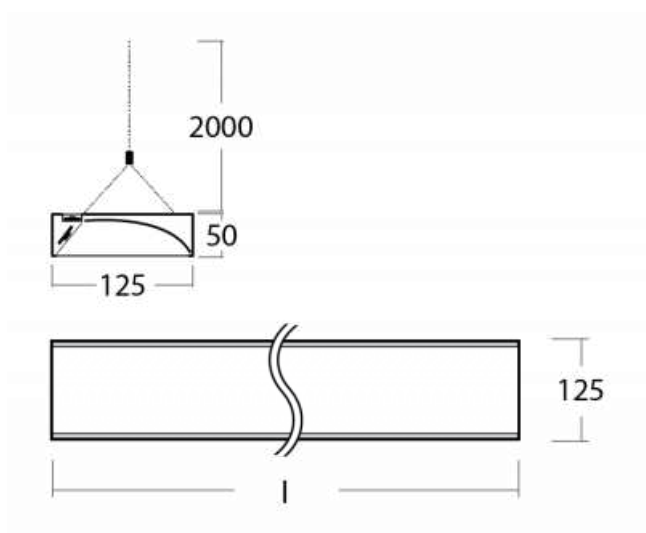
Marks

Code	Dimensions l/w/h (mm)	Power of the luminaire (W)	Luminous flux (lm)	Colour Temperature (K)	UGR
121-530M-20GEE/840, W	1145 × 125 × 50	24.6	2910	4000	< 16.5
121-531M-20GEE/840, W	1145 × 125 × 50	33.4	4300	4000	< 13.3
121-530M-20GGE/840, W	1145 × 125 × 50	33.8	3780	4000	< 17.4
121-531M-20GGE/840, W	1145 × 125 × 50	47.2	5780	4000	< 14
121-530M-25GEE/840, W	1425 × 125 × 50	30.7	3640	4000	< 16.5
121-530M-25GGE/840, W	1425 × 125 × 50	42.2	4730	4000	< 17.4
121-531M-25GEE/840, W	1425 × 125 × 50	44.5	5780	4000	< 12.9
121-531M-25GGE/840, W	1425 × 125 × 50	62.9	7770	4000	< 14
121-530M-30GEE/840, W	1705 × 125 × 50	36.9	4370	4000	< 16.5
121-530M-30GGE/840, W	1705 × 125 × 50	50.7	5670	4000	< 17.4
121-531M-30GEE/840, W	1705 × 125 × 50	55.6	7260	4000	< 12.7
121-531M-30GGE/840, W	1705 × 125 × 50	78.6	9760	4000	< 13.7
121-530M-40GEE/840, W	2276 × 125 × 50	49.2	5830	4000	< 16.5
121-530M-40GGE/840, W	2276 × 125 × 50	67.6	7560	4000	< 17.4
121-531M-40GEE/840, W	2276 × 125 × 50	77.8	10230	4000	< 12.4
121-531M-40GGE/840, W	2276 × 125 × 50	110	13740	4000	< 13.5

AnThese codes represent white luminaires with chromaticity temperature 4000K and optical aluminium louvre.

Notes	Colour of the luminaires	<div> <div></div> <div></div> <div></div> </div>
	Colour Temperature	3000 K warm white 4000 K cool white 2700 K - 6500 K Tunable White
	Optic system	Matt parabolic louvre
	Connection of the luminaires	ON/OFF DALI DALI DT8
	Ra	80 90
	Luminaires come complete with all necessary accessories.	

Zuli



Assembly



Light distribution




Energy class

energy_class_g

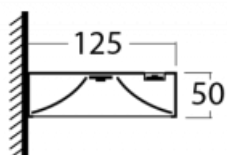
Marks

Code	Dimensions l/w/h (mm)	Power of the luminaire (W)	Luminous flux (lm)	Colour Temperature (K)	UGR
121-500D-20GEE/840, W	1145 × 125 × 50	24.1	2850	4000	-
121-500D-20GGE/840, W	1145 × 125 × 50	33.7	3770	4000	-
121-501D-20GEE/840, W	1145 × 125 × 50	36.1	4420	4000	-
121-501D-20GGE/840, W	1145 × 125 × 50	50.6	5840	4000	-
121-500D-25GEE/840, W	1425 × 125 × 50	30.1	3560	4000	-
121-500D-25GGE/840, W	1425 × 125 × 50	42.1	4710	4000	-
121-501D-25GEE/840, W	1425 × 125 × 50	48.2	5920	4000	-
121-501D-25GGE/840, W	1425 × 125 × 50	67.4	7820	4000	-

The indicated codes stand for a white luminaire with colour temperature of 4000K.

Notes	Colour of the luminaires	
	Colour Temperature	3000 K warm white 4000 K cool white
	Optic system	Asymmetric reflector
	Connection of the luminaires	ON/OFF DALI
	Ra	80
Luminaires come complete with all necessary accessories.		


Zuli



Assembly	Light distribution
	
Energy class	Marks
energy_class_g	

Code	Dimensions l/w/h (mm)	Power of the luminaire (W)	Luminous flux (lm)	Colour Temperature (K)	UGR
121-301K-10GEE/840, W	590 × 125 × 50	16.2	2120	4000	< 18.1
121-301K-10GGE/840, W	590 × 125 × 50	26.6	3330	4000	< 19.7
121-301K-10GHE/840, W	590 × 125 × 50	40.6	4830	4000	< 21
121-301K-15GEE/840, W	865 × 125 × 50	24.2	3180	4000	< 18.2
121-301K-15GGE/840, W	865 × 125 × 50	39.7	4990	4000	< 19.8
121-301K-15GHE/840, W	865 × 125 × 50	60.9	7250	4000	< 21.1









AnThese codes represent white luminaires with chromaticity temperature 4000K and opal diffuser.

Notes	Colour of the luminaires	
	Colour Temperature	3000 K warm white 4000 K cool white
	Optic system	Microprisma Opal diffuser
	Connection of the luminaires	ON/OFF DALI ON/OFF + 1h emergency ON/OFF + 3h emergency
	Ra	80




Luminaires come complete with all necessary accessories.

Legend





Type of installation

	Recessed lights		Wall mounted lights
	Semi-recessed luminaire		Suspended lights
	Surface lights		Free-standing lights
	3 circuit track lights		Table lamp lights







Light distribution

	Direct luminaire
	Direct-indirect luminaire
	Indirect luminaire

Light source

	Tunable White adjusting the color temperature		RealWhite true display of white color
	RealColour true display of colors Ra≥97		StrongColour highlight one color

Marks

	Luminaire of electrical classification I (accessible conductive parts are connected to a protective cable)
	Luminaire of electrical classification II (accessible conductive parts are connected to a protective cable)
	Luminaire of electrical classification III (protection against electric shock is based on double or reinforced insulation)
	European mark of conformity that indicates the conformity of the properties of the product with all the harmonized standards and regulations of the European Community that apply to it
	Luminaires are certified according to the European ENEC system
	Recommended mounting hole size

IPxy IP code indicating the degree of protection of live parts

EAC Eurasian Conformity

11S-501I-20GGE/840, W

11S-501I-20GGE/840, W

11S-501I-20GGE/840, W

11S-501I-20GGE/840, W

Optic system

Electrical connection

Colour












Optic system

B	Microprismatic system, low UGR	L	Plain aluminium reflector
C	Clear cover	M	Matt parabolic louvre
D	Asymmetric reflector	S	SPOT - narrow angle
E	Polished parabolic louvre, high LOR	U	MEDIUM - middle angle
F	FLOOD - wide angle	W	Wide beam angle
I	Microprismatic optical system	Z	Plastic louver, low UGR
K	Opal diffuser		




Electrical connection

/BT	Luminaires controlled via Bluetooth technology	P	Sensor and electronic ballast
D	DALI dimmable	T	By switch dimmable (touch dimm)
E	Electronic ballast non-dimmable	TD	DALI or by switch (touch dimm) dimmable
M	Electronic ballast non-dimmable with 1h emergency	U	Dimmable luminaire with dimmer on the luminaire
M3	Electronic ballast non-dimmable with 3h emergency		

Colour

W	 RAL 9003	B	 RAL 9005	S	 TIGER 09/90530
1021	 RAL 1021	2000	 RAL 2000	3020	 RAL 3020
5015	 RAL 5015	6018	 RAL 6018	7016	 RAL 7016
9006	 RAL 9006	9010	 RAL 9010		

Značky typu

	Smart – Luminaire or the lighting system controlled by motion, daylight or via smart devices using Bluetooth technology
	Acoustic – Luminaire with acoustic absorption properties which reduce disturbing noise and improve the acoustics of the room
	Multiwatt – Luminaires with individually adjustable luminous flux using a special antenna or mobile application

UGR UGR – The luminaire suitable for office spaces